



Water, Sewer, and Solid Waste Committee

8 July 2025

5:30 P.M.

(Or immediately following City Council Agenda Session)

Committee: Council Member Teresa Turk, Council Member Mike Wiederkehr, Council Member Scott Berna, Council Member Bob Stafford

Copy to: Mayor Molly Rawn, Steve Dotson, Keith Macedo, Kara Paxton, Kit Williams, Chris Brown, Alan Pugh, Terry Gulley, Ross Jackson, Peter Nierengarten, Brian Pugh, Corey Granderson, Aaron Watkins, Cody Ashworth, Jonathan Curth, Devin Howland, Scott Murphy, Brian Rowland

From: Tim Nyander, Utilities Director

CALL TO ORDER

UPDATES

PRESENTATIONS:

1. Overview of May's WRRF Monthly Operations

Scott Murphy – WRRF Project Manager, Inframark

2. Overview of May's Water & Sewer Operations

Aaron Watkins – Water & Sewer Operations Manager

OLD BUSINESS:

3. West Transmission Waterline Updates

Utilities Engineer Corey Granderson will provide updates to the Committee on this project.

INFORMATION ONLY

NEW BUSINESS:

4. Discussion on Implications of the State Statute Removing Extra-Territorial Jurisdiction and Strategies in Response

Jonathan Curth – Development Services Director

INFORMATION ONLY

5. HUD Community Project Fund Award – Sanitary Sewer Update for South Cato Springs and SLS Community

An informational update on the status of the sanitary sewer project funded by the HUD Community Project Fund Award, including an overview of upcoming items that may be brought to City Council for consideration.

Devin Howland – Director of Economic Development

INFORMATION ONLY

6. Clabber Creek Sewer Main Repair

Aaron Watkins – Water & Sewer Operations Manager

INFORMATION ONLY

PRESENTATIONS

June WRRF Report

June Water & sewer Operations Report

ATTACHMENTS

June's WRRF Monthly Report

June's Water & Sewer Monthly Report

ADJOURN

Next Water, Sewer, Solid Waste Committee meets on Tuesday, August 12th, 2025, at 5:30 p.m.

Inframark Monthly Report

May 2025



CITY OF
FAYETTEVILLE
ARKANSAS



ONETEAM
INFRAMARK



Table of Contents

Contents

Inframark Monthly Report	1
May 2025.....	1
Executive Summary.....	3
Compliance.....	4
Financial	5
Jet Aeration.....	6
Maintenance	7
Pretreatment	8
Biosolids Management	9
Noteworthy Activity	10
Appendix.....	12

Executive Summary

- 1. Industrial discharge monitoring:**
 - Ongoing surveillance of industries to determine accurate surcharges
- 2. New Jet Aerator Installation:**
 - Completed installation and startup of new jet aerators for Aeration Basin 1 at the Paul R Noland facility
- 3. No Discharge Permit for BMS:**
 - Resubmitted permit application with required changes
- 4. Plant Survey at Woolsey Wet Prairie:**
 - Invasive species were identified and sprayed
- 5. Training:**
 - Maintenance staff received additional training for Maintenance Connect (work order software) to utilize tablets in the field
- 6. 10% design kickoff meeting:**
 - Participated in the initial design meeting for the upgrades to the Paul R Noland WWTP
- 7. IPP Inspections:**
 - Conducted 2 additional pretreatment inspections
- 8. Tours for Fayetteville High School Students:**
 - Conducted tours at Westside for over 30 Fayetteville High School students.
- 9. BMS throughput:**
 - Output at the drying houses and belt dryer increased with better weather and polymer application.

Compliance

Paul R Noland:

The Paul R Noland facility achieved perfect permit compliance for May 2025:

Westside:

The Westside facility achieved perfect permit compliance for May 2025

Biosolids Management Site (BMS):

No water was applied to the fields for the month of May due to excess rainfall.

Sanitary Sewer Overflows (SSOs):

No sanitary sewer overflows occurred during the month of May 2025

Financial

The Project continues to be well under budget for both the Maintenance and Chemical Rebateable accounts. Oxygen expenses have started to impact the Chemical Rebate Account and will continue to pressure our budget, however, we are under budget for now.

Cap Summary as of May 2025									
Cap Type	Project Site	Monthly Budget	Monthly Expenses	Annual Budget	YTD Expenses	YTD Balance	Contract Months Passed	% of Contract Year	YTD Spend %
Maintenance	FAYETV	\$ 28,998.83	\$ 17,799.48	\$ 347,986.01	\$ 104,402.20	\$ 243,583.81	5	42%	30%
Maintenance	FYTNLD	\$ 61,923.31	\$ 16,745.92	\$ 743,079.72	\$ 69,445.93	\$ 673,633.79	5	42%	9%
Maintenance	FYTWSO	\$ 17,413.59	\$ 2,927.71	\$ 208,963.11	\$ 16,767.12	\$ 192,195.99	5	42%	8%
Maintenance	FYTLAB	\$ 8,169.04		\$ 98,028.42	\$ 670.08	\$ 97,358.34	5	42%	1%
Maintenance	FYTLSM	\$ 12,661.89	\$ 1,662.07	\$ 151,942.74	\$ 3,380.25	\$ 148,562.49	5	42%	2%
Total M&R		\$ 129,166.66	\$ 39,135.18	\$1,550,000.00	\$ 194,665.58	\$1,355,334.42	5	42%	13%
Chemical	FAYETV	\$ 8,419.02	\$ 4,286.84	\$ 101,028.20	\$ 4,957.51	\$ 96,070.69	5	42%	5%
Chemical	FYTNLD	\$ 17,977.74	\$ 57,735.98	\$ 215,732.82	\$ 114,181.01	\$ 101,551.81	5	42%	53%
Chemical	FYTWSO	\$ 5,055.56		\$ 60,666.71	\$ 7,831.97	\$ 52,834.74	5	42%	13%
Chemical	FYTLAB	\$ 2,371.66	-	\$ 28,459.86	\$ 100.00	\$ 28,359.86	5	42%	0%
Chemical	FYTLSM	\$ 3,676.03	-	\$ 44,112.41	\$ 10,309.75	\$ 33,802.66	5	42%	23%
Total Chemical		\$ 37,500.01	\$ 62,022.82	\$ 450,000.00	\$ 137,380.24	\$ 312,619.76	5	42%	31%

Notable Expenses:

- 1- Oxygen for Noland: \$27,488
- 2- Oxygen for Noland: \$27,979.70
- 3- Pump parts: \$4891.36

Jet Aeration




In May, the newly installed jet aeration system was tested and started in Aeration Basin 1 of the Noland WWTF. The new units replaced two older surface mount aerators that were at the end of their service life due to age and the lack of available parts. Once the new units were tested, Aeration Basin 1 was brought online to meet the demands of high flows and summer temperatures. So far, the jet aerators are producing 2.0ppm dissolved oxygen during daytime flows while using 58 amps of power each. By comparison, the older surface mount aerators installed in the corresponding positions on Aeration Basin 2 are using an average of 96 amps of power to produce equivalent amounts of dissolved oxygen. As a result, the new jet aerators are using **40% less power** to aerate basin 1 than the older units in basin 2.



Inframark staff will continue to monitor the new aerators and the basin. Of particular interest will be the jet aerators ability to keep the mixed liquor suspended inside the basin, without having biosolids accumulate in areas where the turbulence and flow velocity are lower. So far, there is no evidence of solids settling in the basin.

Maintenance

UV Disinfection



One of the focal points during the month of May was restoring the capability of the UV disinfection system at the Westside WWTF. Over the last year, a number of the bulbs had failed, reducing the effectiveness of the UV system. Inframark was able to locate an alternate supplier for compatible bulbs, reducing the cost by over 30%. With the new bulbs installed, fecal coliform counts for the facility have dropped and we are much better able to deal with the high storm related flows that have pushed through the plant over the past few months.

Laser Alignment

During the start up of Aeration Basin 1, care was taken to align the motors and gearboxes of the surface aerators that moved to accommodate the jet aeration system. Proper alignment greatly increases the service life of equipment by reducing the strain on the output bearing of the electric motor and the input bearings of the gearbox. At the end of the alignment process, the motor and gearbox were within five thousandths of an inch (0.005) of true. By comparison, the motor when initially bolted to gearbox was over three hundred eighty thousandths (0.380) out of alignment which would have resulted in extreme wear and early failure of both the electric motor and gearbox.



Pretreatment

For the month of May, staff have collected several discrete composite samples from the effluent of Con Agra as part of our industrial surveillance program. In addition, Inframark met with Wolfsped to facilitate removing them from the Categorical Discharge classification. Lastly, revenue is somewhat high this month due to the unusually high surcharges for Tyson Foods.

Industrial Surcharges

Industry	Flow(MG)	TSS(mg/L)	BOD(mg/L)	Surcharge
Tyson Foods Inc.	4.2700	1828	1582.50	\$76,082.42
Hiland Dairy	2.30	443	1948.24	\$28,862.79
			Total	\$104,945.21

Septic Charges

Hauler	Loads	Charges
AR Portables	37	\$1850
Best Jet	9	\$450
	Total	\$2300

Elkins BOD Loadings

Month	Influent BOD Loading Lbs.	Organic Loading % of Design
Dec-24	10897	36.7
Jan-25	12152	41
Feb-25	13180	44.4
Mar-25	12854	43.3
Apr-25	23277	78.5
May-25	10531	35.5
Jun-25		
Jul-25		
Aug-25		
Sep-25		
Oct-25		
Nov-25		
Dec-25		

Biosolids Management

Water Treatment Res., Hay, and Fertilizer Sales:

May Sales	Weight (tons)	Customer	Amount
Fertilizer	7.85	Scott Jones	157.00
	6.78	Scott Jones	135.60
	6.77	Scott Jones	135.40
Water Treatment Res.	19.02	Beaver Water District	618.15
	18.56	Beaver Water District	603.20
	19.62	Beaver Water District	637.65
	18.32	Beaver Water District	595.40
Hay	0		0
Total			\$2,882.40



Fertilizer production at the BMS facility has increased due to warmer temperatures and the implementation of the new dewatering polymers at Noland and Westside. Currently, two drying houses per week are being processed through the belt dryer, achieving greater than 92% solids on a single pass.

Noteworthy Activity



During May 2025, Inframark hosted four (4) tours of the Westside WWTF. The groups included children from both middle school and high school and totaled over 200 students.

Woolsey Wet Prairie

Inframark staff have conducted several surveys at Woolsey this month and applied herbicide to non native species found at the site. Below are the areas we've covered:

Surveys conducted in Buffer zones and E1-5

Herbicide Applied:

- 2 gallons glyphosate (2%) applied in E3
- 2 gallon glyphosate (2%) applied in East Buffer Zone
- 2 gallons glyphosate (2%) applied in E2
- 1 gallon glyphosate (2%) applied in E1

Species targeted were Fescue, Yellow Rocket, and clover.

Below: Left-Justin Sweeney with a recent shed, Right- Shawn Santellanes and Brian Rowland spray for non native species





Appendix

Inframark Compliance Monthly Report

Meeting
Date:
Report
Date: May 2025

Project: Fayetteville, AR

Facility: Noland WRRF

Attending:

Shawn S, Justin S, Chandler S, Tom M.

**Permit
Compliance**

Parameter	Monthly Actual	Monthly Limit	Percent Available	Comments
White River Flow, MGD	9.05			
Effluent D.O., mg/L	14.47	11.00	32	
Effluent pH max, S.U.	7.5	9.0	17	
Effluent pH min, S.U.	7.3	6.0	22	
Effluent Fecal Coliform, MPN	53	200	74	
Effluent Ammonia, mg/L	0.05	0.5	90	
Effluent Ammonia, lbs./ day	3.6	53	93	
Effluent T-Phos, mg/L	0.36	1.0	64	
Effluent T-Phos, lbs./ day	25.99	105	75	
Effluent CBOD, mg/L	2.8	5.7	51	
Effluent CBOD, lbs./ day	209	599	65	
Effluent TSS, mg/L	2.3	5.0	55	
Effluent TSS, lbs./ day	163	525	69	
Effluent TDS, mg/L	320	500	36	
Effluent TDS, lbs./ day	22,876	52,542	56	
Effluent Sulfate, mg/L	52	119	56	
Effluent Sulfate, lbs./ day	2,671	12,505	79	
Effluent Nitrates, mg/L	2.9	Report		
Effluent Nitrates, lbs./ day		Report		

Influent Parameters	Value	Comments
Influent Flow, MGD	9.00	
Influent BOD, lbs./ day		
Influent TSS, lbs./ day	9,040	
Influent Ammonia, lbs./ day		
Influent T-Phos, lbs./ day	171	

Inframark Compliance Monthly Report

Meeting Date: May 2025
Report Date:

Project: Fayetteville, AR
Facility: West Side WWRF

Attending: Shawn S, Justin S, Chandler S, Tom M.

Permit Compliance

Parameter	Monthly Actual	Monthly Limit	Percent Available	Comments
GC Discharge, MGD	12.25			
Effluent D.O., mg/L	9.20	6.90	33.33	
Effluent pH, min. S.U.	7.23	6.00	20.50	
Effluent pH, max. S.U.	7.32	9.00	18.67	
Effluent Fecal Coliform, MPN	5.00	200.00	97.50	
Effluent CBOD, mg/L	3.37	5.30	36.48	
Effluent CBOD, lbs./ day	299.89	442.00	32.15	
Effluent TSS, mg/L	1.00	10.00	90.00	
Effluent TSS, lbs./ day	91.45	834.00	89.04	
Effluent Ammonia, mg/L	0.05	1.00	95.00	
Effluent Ammonia, lbs./ day	4.43	83.40	94.69	
Effluent T-Phos, mg/L	0.25	1.00	75.00	
Effluent T-Phos, lbs./ day	29.97	83.40	64.06	
Effluent Nitrate, mg/L	5.47			Possible Permit Limit Pending

Influent Parameters	Value	Comments
Influent Flow, MGD	12.3	
Influent BOD lbs./ day	10,070.7	
Influent TSS lbs./ day	9,617.3	
Influent Ammonia lbs./ day	1,351.0	
Influent T-Phos, lbs./ day	305.0	



CITY OF
FAYETTEVILLE
ARKANSAS

**Water/Sewer/
Meter
Operations
Report**

May 2025


MONTH IN REVIEW

MAY 2025

May brought more rain and the difficulties associated with it. Despite this, our crews were still able to accomplish a variety of tasks and continue progress on several key projects; namely our meter changeout program and polyethylene water service line replacement project. In addition, staff repaired several water leaks including a 12" at the intersection of W Truckers Dr and HWY 112. Notably repaired was a 4" valve near Butterfield Trail Village Retirement Community; Water and Meter Maintenance crews cooperated to replace the valve, piping in the pit, and the meter. Progress continued at the Mally Wagon booster station; framing was delayed due to weather, but we expect the building to be framed in June. All components have been delivered for the installation of the booster pump. Our Meter team has officially installed more than 25,000 cellular water meters, which is roughly 50% of our system! This is a huge accomplishment, completed solely by in-house staff! Efforts continued to fill vacant positions. Currently our Water and Sewer team has 14 open positions and our Meter team has 2. As the season and weather changes, we are seeing more employees leave for positions with private contractors.

WATER

Crew members repaired several leaks through the month. As mentioned previously, the 12” on W Truckers and HWY 112 was notable due to its size. Crews worked for nearly 8 hours on the repair, completing it with no interruptions in service. Near the intersection of N College Ave and E Appleby Rd (Fiesta Square) crews successfully repaired a 6” AC line, cutting in a new section of PVC. For the month, crews repaired 51 water leaks and 2 fire hydrants. Times of year that see extreme weather, either lots of rain or a lack of rain resulting in very dry conditions, the ground begins to shift and causes more water leaks, particularly on water mains.



Crews work to install a tapping sleeve for the repair on W Truckers Dr and HWY 112.



6” AC (asbestos cement) leak on N College Ave.

SEWER

As part of our team goals for 2025, crews have been tasked with inspecting all of our large diameter sewer lines. Unlike traditional CCTV, which is completed with a crawler camera and a stationary vehicle, our large diameter lines have too much flow and thus require some very “hi-tech” equipment! Crews have built a “boat” out of 4” PVC and have mounted a Go-Pro camera and LED lights, powered with a marine battery, that floats through these large diameter lines. The “boat” speed is throttled by a high strength rope that is tied to the frame and crews simply put tension on the rope to slow the “boat” down. While this type of inspection comes with its own challenges, we have found this to be very successful. Currently crews are working on floating the 48” Hobas (fiberglass) line and will work their way down from there. Crews washed over 61,000 feet of sewer mains, completed over 31,000 feet of CCTV inspections and completed 10 point repairs on sewer lines.



Crew members Michael Coleman (left) and William Bolton (right) work to remove a root ball from a manhole near Crossover Rd.

CONSTRUCTION

Crews continued progress on the polyethylene water service line replacements, completing 55 in the month of May. Crews have replaced over 250 services since the beginning of 2025. As the continuity of the replacements crews continues to increase, so does the efficiency. The long term goal will be to systematically replace the services in a given location; for instance full streets or subdivisions. As we become fully staffed and equipment is

delivered, this will be much easier to achieve. Currently we are replacing services based on areas of high usage/demand, overall leakage output, and the length of time the leak has been occurring. This “triaging” is done both by field staff and administrative staff.




Crew Leader Jacob Standfield and team replace a 2" water service on a road project at the U of A.

METER

In May our Meter team members changed out 872 meters to cellular read meters. This puts our changeout total to over 25,000 cellular meters! We have currently changed out over 50% of our system, with plans to install or convert over 1,000 more meters for 2025. Our 2025 plans include eliminating our radio-frequency system; enabling us to read meters more efficiently and effectively.

Team member Shawn Masters changes a meter out to a cellular meter.




OVERALL STATISTICS FOR MONTH

- **16 new water and sewer taps made**
- **51 water leaks repaired**
- **2 fire hydrant repairs**
- **55 water services replaced**
- **61,331 feet of sewer mains washed**

- **31,339 feet of sewer mains inspected via CCTV**
- **10 point repairs on sewer mains**
- **872 water meters changed out to cellular meters**
- **60 after-hours calls**



ew Leader Jason McDonner and team -make a new water service tap.



6" AC water line repair on N College Ave.




Valve and meter replacement at Butterfield Trail Village completed by Meter Maintenance and Water crews.



Pump and Tank Technician Dennis Cartwright taking a water sample.



Meter Maintenance Technician Bransen Adams gets ready to install the new meter at Butterfield Trail Village.



Meter Maintenance Technician Kendall Williams uses a cutting torch to remove bolts from the old meter flange.